


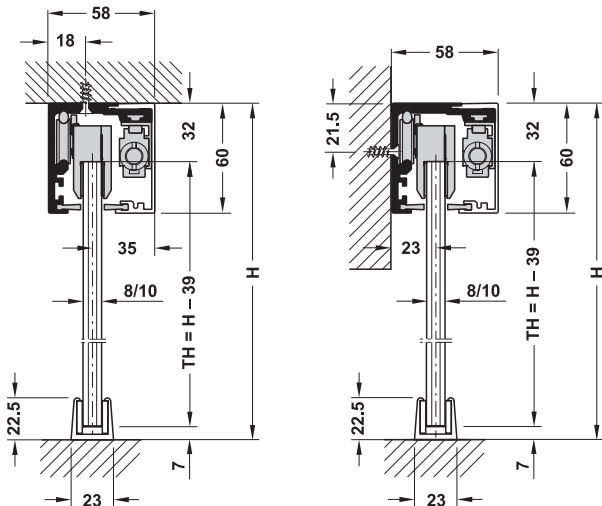
Classic 40-F-120-F Sliding door fitting

For door weights of 40, 50, 80 or 120 kg



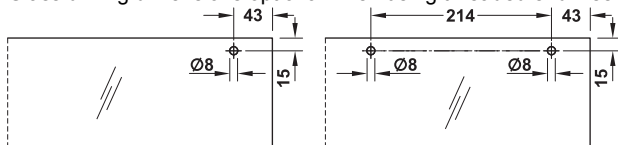
- Area of application: For 1-leaf and 2-leaf sliding doors
- For glass thickness: Tempered safety glass 8 or 10
- Door weight: 40–120 kg per door
- Door width: 40 and 50 kg, versions A and E ≥ 500 mm, 120 kg, version A ≥ 530 mm, 80 and 120 kg, version E ≥ 630 mm
- Adjustment facility: Door height adjustable $+4/-3$ mm
- Installation: Wall mounting or ceiling installation

Ceiling installation and wall mounting



H = total height
TH = door height

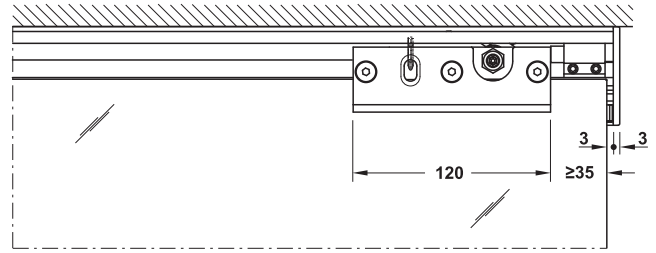
Glass drilling dimensions optional when using threaded end insert



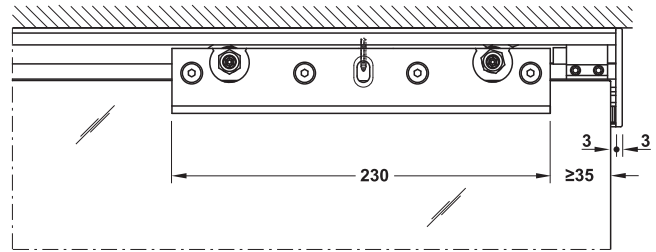
Trolley hanger 40, 50 kg

Trolley hanger 80, 120 kg

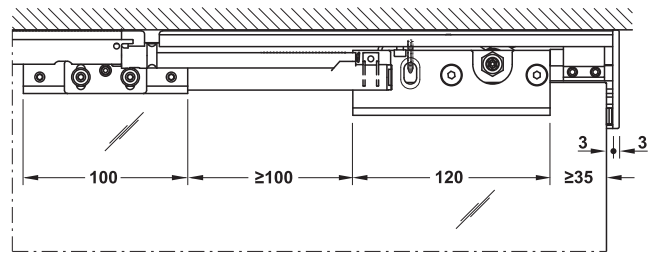
smuso
...soft & silent



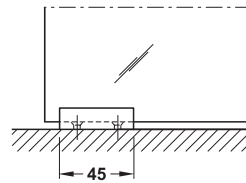
Section trolley hanger 40, 50 kg



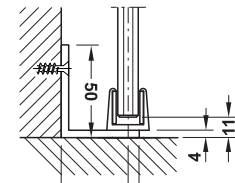
Section trolley hanger 80, 120 kg



Section trolley hanger 40, 50 kg with soft closing mechanism



Section floor guide



Wall mounting bracket for floor guide

→ Classic 40-F-120-F Set

	Door weight kg	Stainless steel coloured anodized (C31)	Silver coloured anodized (EV1)
Version A, without soft and self closing mechanism			
For 1-leaf sliding doors without running track	50	940.67.003	940.67.002
	120	941.30.003	941.30.002
Version E, with soft and self closing mechanism on both sides			
For 1-leaf sliding doors without running track	40	940.67.011	940.67.010
	50	940.67.007	940.67.006
	80	941.30.007	941.30.006
	120	941.30.103	941.30.102

Order reference

Order 2 sets for 2-leaf sliding doors.

DGH-B-INT 2010, HDE-en, 06/10; Dimensional data not binding. We reserve the right to alter specifications without notice.